








Bristol Stool Chart

Type 1		Separate hard lumps, like nuts (hard to pass)
Type 2		Sausage-shaped but lumpy
Type 3		Like a sausage but with cracks on the surface
Type 4		Like a sausage or snake, smooth and soft
Type 5		Soft blobs with clear-cut edges
Type 6		Fluffy pieces with ragged edges, a mushy stool
Type 7		Watery, no solid pieces. Entirely Liquid